

**HOW  
TO STUDY  
YOUR  
BIBLE** *for kids*

**KAY ARTHUR  
JANNA ARNDT**

**HARVEST HOUSE PUBLISHERS**  
Eugene, Oregon 97402

All Scripture quotations are taken from the New American Standard Bible®, © 1960, 1962, 1963, 1968, 1971, 1972, 1973, 1975, 1977, 1995 by The Lockman Foundation. Used by permission.

The word study material on pages 90-92 is from Spiros Zodhiates, ed., *The Complete Word Study Dictionary: New Testament*, ©1992 by AMG Publishers, Chattanooga, TN. Used by permission.

The concordance material on pages 81-82 is from *The New American Standard Exhaustive Concordance*®, ©1981 by The Lockman Foundation, La Habra, CA. Used by permission.

The dictionary material on page 94 is from W.E. Vine, *Vine's Expository Dictionary of Old & New Testament Words*, ©1997 by Thomas Nelson Publishers, Nashville, TN. Used by permission.

*Illustrations by Steve Bjorkman*

*Cover by Left Coast Design, Portland, Oregon*

DISCOVER 4 YOURSELF is a registered trademark of The Hawkins Children's LLC. Harvest House Publishers, Inc., is the exclusive licensee of the federally registered trademark DISCOVER 4 YOURSELF.

Discover 4 Yourself® Inductive Bible Studies for Kids

## **How to Study Your Bible for Kids**

Copyright © 2001 by Precept Ministries International

Published by Harvest House Publishers

Eugene, Oregon 97402

[www.harvesthousepublishers.com](http://www.harvesthousepublishers.com)

ISBN-13: 978-0-7369-0362-2

ISBN-10: 0-7369-0362-3

**All rights reserved.** No part of this publication may be reproduced, stored in a retrieval system, or transmitted in any form or by any means electronic, mechanical, digital, photocopy, recording, or any other except for brief quotations in printed reviews, without the prior permission of the publisher.

**Printed in the United States of America.**

05 06 07 08 09 10 11 / ML / 15 14 13 12 11 10 9 8

*To my husband, Jerry:  
Thank you for all those long hours of designing our puzzles and mazes, for all your  
prayers and encouragement. I couldn't do it without you!*

*I am so blessed to have a husband who loves his wife the way Christ loves  
the church and is also the very best dad!*

*I love you with all my heart!*

*Janna  
Psalm 78:4*

*To my precious granddaughters  
Jesse, Abigail, Annie, and Alexandra:  
These studies were written for you and other precious children like you,  
so you can learn God's Word and walk in it all the days of your life.  
"You, however, continue in the things you have learned and become convinced of,  
knowing from whom you have learned [them]; and that from childhood you have known  
the sacred writings which are able to give you the wisdom that leads to salvation  
through faith which is in Christ Jesus" (2 Timothy 3:14-15).*


*I love you—"a bushel and a peck."*

*Mimi  
Deuteronomy 4:9-10*



# Contents


The Mystery .....	6
1. Just the Facts .....	9
2. Get All the Facts: Observe, Observe, Observe .....	31
3. A New Adventure.....	49
4. Searching Out the Meaning.....	73
5. Historical and Cultural Context: The Case of the Missing Soldier ...	99
6. Search Warrants .....	121
Puzzle Answers.....	147
Observation Worksheets .....	157



# The Mystery: How to Study the Bible for Yourself

**H**i! Climb on up! This tree house is the home of “M and M Detectives”! I’m Max and this is my partner, Molly. We hear that you have a big mystery on your hands, and we’re excited that you’ve asked us to help you solve this very important case. Oh, I almost forgot. This is Sam, the best detective beagle around. Sam is great at sniffing out clues and howling an alarm if we wander into any danger. But don’t worry. I know we’ll have some great adventures solving this mystery, but we shouldn’t run into any danger.

Molly, why don’t you get a file started on this case? Let’s see.... Why don’t we call this case “The Mystery of How to Study the Bible”? After all, that’s what you’re here for, isn’t it? To learn how to study God’s Word for yourself. This is really going to be exciting, learning how to study the Bible.



“M and M Detectives” use the inductive study method to get to the truths of the Bible. That word *inductive* means that you will investigate the Bible and discover *for yourself* what it means, instead of depending on what someone else says it means.

In order for a detective to get all the facts to solve his case, he has to have certain skills. That’s what you will be doing each week as you go through our inductive detective training. You will learn the skills you need to know so that you can discover what the Bible says, understand what it means, and apply it to your life all on your own. Then, whatever happens, you’ll be able to discover truth for yourself! Isn’t that awesome?

We can’t wait to get started because if you are ever going to really know God, have a relationship with Him, and experience His power in your life you need to understand what His Word says and live just like He says. We need to get on this case right away. Are you ready to join the “M and M Detectives” and help us get to the bottom of this awesome mystery? If so, there are a few things that every good Bible detective needs:

## **Things You’ll Need**



NEW AMERICAN STANDARD  
BIBLE (UPDATED EDITION—OR  
PREFERABLY THE *NEW INDUCTIVE  
STUDY BIBLE*, THE NISB)

PEN OR PENCIL

COLORED PENCILS

INDEX CARDS

A DICTIONARY

THIS WORKBOOK

Now we’re ready to go!





1



**Just  
the Facts**



## **The Mystery of Observation, Interpretation, and Application**

Before we learn how to discover truth for ourselves, we need to cover something every good inductive detective needs to do: staying in communication with "Central Headquarters." An inductive detective needs a heavenly cellular phone, so to speak, so he or she is always in touch with God. Or to put it another way, you need a satellite walkie-talkie. So as you search out truth, you keep talking to God and asking for His direction, His help. The Bible calls this *prayer!* So the very first thing that we need to do is to pray and ask God to direct and teach us by His Spirit so that we can understand all the wonderful things in His Word.

Why don't you pray before we go any further in our investigation and just say something like this to God:

*God, I have my hand over my ear to let You know I need Your help. Show me truth, tell me what to do, and I'll believe You and do it. I ask this in the name of Your Son, Jesus Christ, who loves me, died for me, who sits at Your right hand, and is praying for me as I learn to study Your Word. Thank You, God. Thank You so much. Amen.*

Now let's look at the three steps to studying the Bible inductively: observation, interpretation, and application.

Read the words and say them aloud several times.

1. Observation
2. Interpretation
3. Application

**1. *Observation asks the question, WHAT does this say?***

Good detectives are very observant. They ask a lot of questions. Getting the facts straight is very important to a detective. That's what observation is all about: getting the facts by asking the right questions. We call them the Who, What, When, Where, Why, and How questions or, to put it in inductive terms, the "5 W's and an H."

Here's a good way to remember what observation is, kind of like a code. Take your hands and make two circles like you are wearing glasses. Put them in front of your eyes, now move your hands away from your eyes toward your page six times—one for each of the 5 W's and an H. Each time you do this shout, "Who?" or "What?" or "When?" or "Where?" or "Why?" or "How?" Do it until you can say all six from memory. Every good detective needs to be able to ask these questions from memory.




(When you meet another inductive detective, this could be like a secret handshake!)


**2. Next comes interpretation. Interpretation asks the question, WHAT does this mean?**

A good detective first gets the facts and then figures out what they mean. Just remember: Observation is the key to unlocking the mystery of interpretation, so observation should always come before interpretation.

Try this to remember what interpretation is. Point to your brain with your finger and say, "Interpretation—what does this mean? HmMMM." (Remember, inductive detectives: Think things through. Then sort out the facts!)



**3. The third step is application. Application asks, HOW does the meaning of this truth, these facts, these commands and instructions in the Bible apply to me? What am I to believe? What am I to do?**



That means as you learn what God's truths are, you will make a choice whether you will believe what God says or not, and whether you will obey God and do what He says.

To help you remember what application is, take your hands and turn your head to the right to show you're going to believe what is right! Then turn your body that way and walk several steps to the right and say, "Application—believing and doing what God says is right." Practice this several times.

Now do observation, interpretation, and application until you can do them from memory. Teach this to someone else: your brother, sister, mom or dad, grandmother or grandfather.

Now that you have the facts, match each part of inductive study below by drawing a line from each part of inductive study with the correct question it asks. Then do the gesture that goes with it.

Observation	How can I apply this to my life? (turn your head to the right, then your body, and walk to the right)
Interpretation	What does this say? (making glasses for your eyes with your fingers)
Application	What does this mean? (pointing to your brain)

Sometimes a detective will get messages written in secret code. See if you can unscramble this secret coded message (your memory verse) to remind you why it's important to know God's Word.

In this message the first letter to each word is the last letter in the scrambled word. Unscramble the message and write it out on the lines, then read it aloud three times today. To discover which verses these are, read 2 Timothy 3 in your Bible and write the number of the matching verses in the blanks at the end.

l l A c r i p r u e t S s i n s p i d e r i

y b o d G n d a r o t i f b a e l p o r f

a h e n i c g t' o r f e p o r o f r'

o r f o e c t r r o n i c' o r f

r a i n g n i t n i i g h t e o u s s e n s r ;

o s h t a t h e t a n m f o o d G

a y m e b d e q a u t e a'

q u i p e p d e o r f v e r y e

o d o g o r k w

2 Timothy 3: \_\_\_\_ - \_\_\_\_

Great detective work! Tomorrow we will look at our first case to help us solve the mystery of how to study the Bible. See you then!



## The Mystery of Context

### What Is Context?

Have you ever read a mystery or watched a detective story on television? If so, you know the police or the members of

the investigative team always carefully examine the scene of the crime to see if they can find any clues. For instance, if some jewelry and money were stolen out of someone's bedroom, the investigators wouldn't just check out the bedroom. They would check out the whole house to see if they could find any clues, like a broken door or window or fingerprints in other rooms. That is context. Context is the setting in which something is found.

Context is a very important investigative procedure when you study the Bible. It's a combination of two words: *con* which means "with" and *text*. "Text" is what is written. So when you look for context in the Bible, you look at the verses surrounding the passage you are studying (like checking out every corner of the house as well as the bedroom). Then you also think about where the passage fits in the big picture of the Bible (like checking out the neighborhood or the city).

Context also includes:

- The place where something happens. (This is *geographical context*, such as Jerusalem instead of Los Angeles.)
- The time in history when an event happens. (This is *historical context*, such as the time before Jesus' birth or after His life and death.)
- The customs of a group of people. (This is *cultural context*, such as girls in Bible times did not wear blue jeans, and when the people ate dinner, they reclined on a couch rather than sitting at a table.)

Sometimes you can discover all these things from just the verses you're studying. But sometimes you have to study other passages of Scripture. It is always important to be on the lookout for "Commissioner Context"—he's the boss of the investigative agency that makes sure everything is interpreted correctly. He knows this important rule:

*Scripture never contradicts Scripture.*

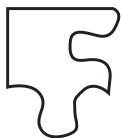
In fact, Scripture is the best interpreter of Scripture. Context helps you discover what the Bible is saying.

Now how do we discover the context? We find context by observation. We begin by looking at the things that are obvious—the things that are the easiest to see. When a detective observes the scene of a crime, the first thing he looks for are the things that are right in front of his eyes.

In the Bible the three easiest things to see are always:

1. people (WHO?)
2. events (WHAT?)
3. places (WHERE?)

People are the easiest to see because they have names or go by I, you, he, she, we, or us.



### Clue #1: WHO

WHO wrote it? To  
WHOM was it written?  
WHO is it about?



### Clue #3: WHEN

WHEN did it happen or  
will it happen? WHERE  
did it happen, or WHERE  
was it said?

### Clue #2: WHAT

WHAT did they say?  
WHAT did they do?  
WHAT is the main topic?



### Clue #4: WHY

WHY was this book of the Bible written? WHY did God include it in the Bible? (Sometimes the author gives an exact reason for writing, and sometimes the WHY will be revealed by what is repeated, talked about the most, or the commands or instructions that are given. Look up John 20:31. This is an example of an author telling his reason for writing.)




Let's say you are going to put a puzzle together. Where do you start? What pieces of the puzzle do you look for first? The four corners, of course! Why? Because they are the easiest to see since there are only four of them (unless it is a round puzzle). You can pick out the corners right away because they have two straight sides. Look on page 15 and you will see the four corners of our puzzle that will give us the major clues we need to help solve the mystery of context.

Are you ready for your first big assignment? As a detective-in-training, you have been assigned to a major problem on the island of Crete. An important letter has been written that needs to be checked out. Everybody on Crete is not going to like what is said. Why? You'll see!

Turn to page 157 to your Observation Worksheets on Titus. An Observation Worksheet is a chapter of the Bible that you're going to search for information to get the facts, just the facts. It's pure truth!

You need to discover WHO wrote this letter and to WHOM it was written. Time is short, but let's get the main facts, go for the obvious by reading all of the first chapter of Titus.





1. Mark every reference to the author of the book (WHO) in a special way. Color these references blue.
2. Mark every reference to the recipient (the WHOM it was written to) by coloring it orange.

And don't forget to make sure you mark the pronouns that refer to the author and to the recipient each in the right color. The author will use the pronouns *I* or *we*, or *us*. The pronouns for the recipient (the one to whom the letter is written) will be *you* or *yourself*.

What's a pronoun? Check out the "Detective Clue Box" that follows:



## Pronouns

Pronouns are words that take the place of nouns. A noun is a person, place, or thing. A pronoun stands in for a noun. Here's an example: "Max went to the park to find Molly and Sam. He had an important case he needed to discuss with them." The word *he* is a pronoun because it takes the place of Max's name in the sentence. *He* is another word we use to refer to Max. *Them* is a pronoun that refers to Molly and Sam.

Watch for these other pronouns when you are marking references to people:

I	you	he	she
me	yours	him	her
mine		his	hers
we	it		
our	its		
they	them		

Also pay attention to WHOM the author is writing. We call this the recipient or recipients (if it's more than one person). Help Max by filling in your answers in the blanks below.

Clue #1:

WHO wrote the book? Titus 1:1 \_\_\_\_\_

To WHOM did he write? Titus 1:4 \_\_\_\_\_

Now here's a whopper of an assignment but a very important one.

WHOM is he writing about in chapter 1?

Titus 1:5: e \_ \_ \_ \_ s

and Titus 1:10: r \_ \_ \_ \_ \_ s m \_ \_

Great investigation! Don't forget to practice your memory verse. A good detective has to develop his memory. To do that he says something out loud three times in a row. He does this in the morning, at noon, and at night before he drops into bed. (By the way, did you figure out that your memory verse is 2 Timothy 3:16-17?)



## Learn to Ask the 5 W's and an H


There's a big problem on the island of Crete in the Mediterranean Sea (check out the map on the next page). Rebellious men are teaching some things they shouldn't be teaching. So we need to dig out information on the situation.

Molly and Max want to develop your observation skills by having you read a letter telling about the situation. They want you to do this because detectives need to have good interrogation skills to get the facts needed to solve their cases. When you interrogate someone, you can learn so much by asking WHO, WHAT, WHERE, WHEN, WHY, and HOW.



1. Asking WHO helps you find out:  
WHO wrote this?  
To WHOM was it written?  
WHO do we read about in this section of Scripture?  
WHO said this or did that?
2. WHAT helps you understand:  
WHAT is the author talking about?  
WHAT are the main things that happen?
3. WHERE helps you learn:  
WHERE did this happen?  
WHERE did they go?  
WHERE was this said?

When we discover a “where” we double underline the “where” in green.

4. WHEN tells us about time, and we mark it with a green clock like this:   
WHEN tells us:  
WHEN did this event happen or WHEN will it happen?  
WHEN did the main characters do something?  
This helps us follow the order of events, which is so important in investigative work.

This is why detectives are always asking people about when something happened or where they were. Time and place are critical when you are getting the facts.

5. WHY asks questions like:  
WHY did he say that?  
WHY did this happen?  
WHY did they go there?
6. HOW lets you figure out things like:  
HOW is this to be done?  
HOW did people know something had happened?

Now examine the evidence by turning to your Observation Worksheets on Titus on page 157. You have already colored the references to the author and to the recipient. Now look at those markings and ask yourself the 5 W’s and an H! Let’s do it for practice.

Read Titus 1.

Titus 1:1 WHO wrote the letter?

---

This is review. (See if you can remember his name.)

Titus 1:1 WHAT was Paul?

\_\_\_\_\_ of God and

\_\_\_\_\_ of Jesus Christ

Titus 1:4 To WHOM was Paul writing?

\_\_\_\_\_

Titus 1:4 WHAT did Paul and Titus share?

a common \_\_\_\_\_

Titus 1:5 WHERE did Paul leave Titus?

\_\_\_\_\_

Titus 1:5 WHY did Paul leave him there?

to set \_\_\_\_\_

to \_\_\_\_\_

Titus 1:5 WHEN did Paul write this?

after he left \_\_\_\_\_

## **Character Profiles**

Titus 1:6-9 is a list showing us WHAT kind of men Titus was to choose as elders. Which brings us to another step as an inductive detective: getting a profile on our main characters. List everything the Bible text tells you about these people. Do this for the author, the recipients, and other people who are

mentioned. We're going to do it for the elders. By the way, what is the synonym used for *elders* in 1:7?

o \_\_\_\_\_ r

### Character Profile #1

Fill in the blanks below to complete the list on choosing elders.

They must be above \_\_\_\_\_,  
 husband of \_\_\_\_\_,  
 having children \_\_\_\_\_,  
 not accused of \_\_\_\_\_ or  
 \_\_\_\_\_.

He must be above reproach as \_\_\_\_\_,  
 not \_\_\_\_\_ - \_\_\_\_\_, not quick-\_\_\_\_\_,  
 not addicted to \_\_\_\_\_, not \_\_\_\_\_,  
 not fond of \_\_\_\_\_.

He must be \_\_\_\_\_, loving what is  
 \_\_\_\_\_, \_\_\_\_\_, \_\_\_\_\_,  
 self-\_\_\_\_\_, holding fast the \_\_\_\_\_  
 \_\_\_\_\_.

He will be able to \_\_\_\_\_ in \_\_\_\_\_

---

\_\_\_\_\_ and to \_\_\_\_\_ those  
who \_\_\_\_\_.

**Character Profile #2**

Titus 1:10 WHO else did Paul write about besides the elders?

---

Titus 1:11 WHY must they be silenced?

---

---

---

Titus 1:13 WHAT was Titus to do to them?

---

Titus 1:13 WHY?

---

Titus 1:16 WHAT do the rebellious profess to know?

---

Titus 1:16 HOW can you spot these rebellious, deceiving men? HOW do they deny God?

---

Titus 1:16 WHAT are they?

a. d \_\_\_\_\_

b. d \_\_\_\_\_

c. w \_\_\_\_\_ for any \_\_\_\_\_

These are the kind of men that detectives need to watch out for! Detectives also need a good memory. Being able to recall the facts is a must, so make sure you can remember this profile on rebellious men by describing them to another person.

Wow! Look at all the evidence you gathered! Molly and Max are thrilled with all the groundwork you have laid for our case. And Sam is standing on his hind legs howlin' and pawin' the air!

By the way, did you find out why some people in Crete wouldn't like Paul's letter? What did one of their own prophets (Titus 1:12) say about the Cretans?

They are always \_\_\_\_\_,

\_\_\_\_\_.



### **Track Them Down, Sam!**

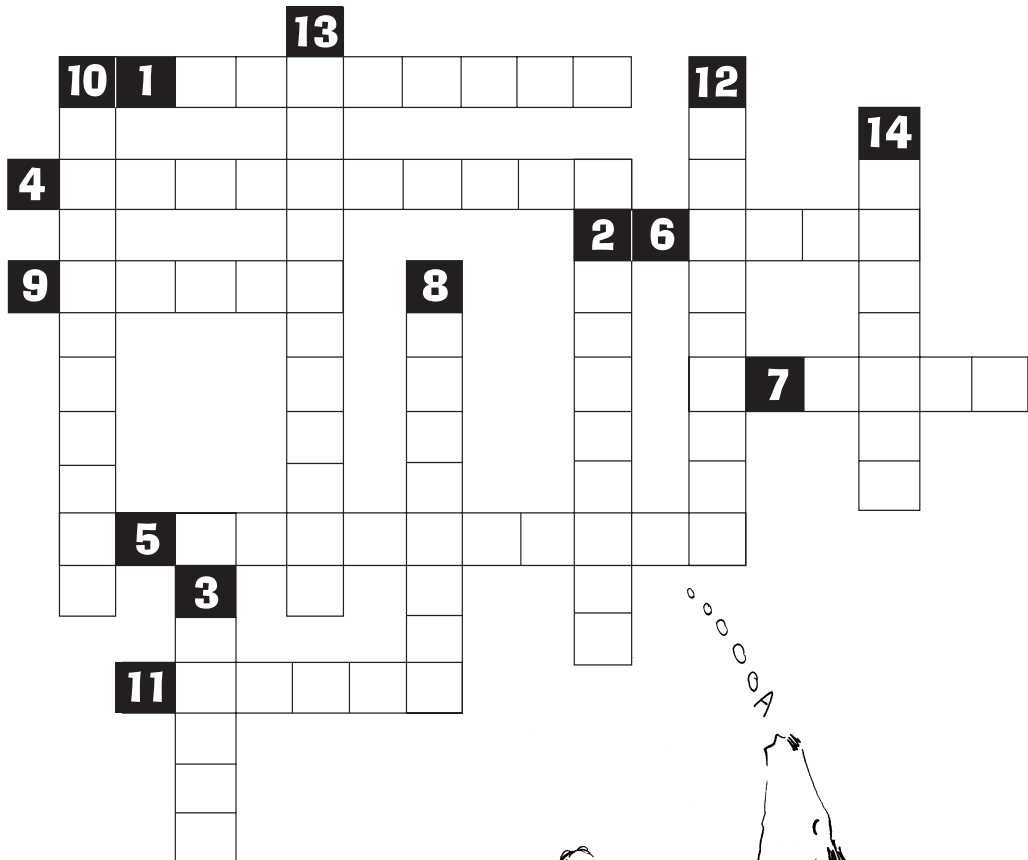
Sam is howlin'! (We call it beaglin' because that's what beagles do.) They don't yap—they howl when they catch the scent! Sam's so excited because he loves sniffing out clues. You better put him on a leash or you'll lose him! So hook him to his leash and head to your Observation Worksheet on Titus 2 on page 158. But don't forget to get out your heavenly cell



phone. Talk before you walk. In other words, pray first before you and Sam hit the trail.

Read Titus 2 and let Sam lead you as you search for clues to solve the crossword puzzle that follows.

There are several groups of people mentioned in Titus 2 that you need to hunt down and instruct so they aren't led astray by those rebellious men. Sam will lead you to the people. First mark every reference to Titus in chapter 2 (like you did in chapter 1); then follow the puzzle path.



**Across**

1. Titus 2:1 WHAT are you to speak? Things fitting for sound \_\_\_\_\_
4. Titus 2:3 WHO are to be reverent in their behavior?  
\_\_\_\_\_
5. Titus 2:4 WHO are the older women to encourage?  
\_\_\_\_\_
6. Titus 2:4 WHAT are the older women to encourage the younger women to do?  
to \_\_\_\_\_ their husbands and children
7. Titus 2:5 WHY are the younger women to be sensible, pure, workers at home, kind, and subject to their own husbands? so that the \_\_\_\_\_ of God will not be dishonored
9. Titus 2:7 WHAT is Titus to be an example of?  
good \_\_\_\_\_
11. Titus 2:10 WHY are they to do these things?  
to \_\_\_\_\_ the doctrine of God our Savior

**Down**

2. Titus 2:2 WHO is Paul telling to be temperate?  
\_\_\_\_\_
3. Titus 2:2 WHAT are the older men to be sound in? sound in \_\_\_\_\_, in love, in perseverance
8. Titus 2:6 WHO is to be sensible?  
\_\_\_\_\_
10. Titus 2:9 WHO are to be subject to their masters?  
\_\_\_\_\_
12. Titus 2:11 WHAT did the grace of God bring to all men?  
\_\_\_\_\_
13. Titus 2:13 WHO is going to appear from heaven, whose appearing is our blessed hope?  
\_\_\_\_\_
14. Titus 2:15 WHAT is Titus to do with all authority? speak, exhort, and \_\_\_\_\_



## Let's Close the Case

We have one more chapter in Titus to investigate before we can wrap up our first case, "The Case of Titus and the Cretans." Are you ready for a little more legwork? Then turn to page 159 and read Titus 3. Help us crack this case by interrogating the text. Begin by marking every reference to Paul and Titus (like you did in chapters 1 and 2).

In Titus 3:1-2 Paul is talking to Titus. WHO are the "them"? Get the facts straight. Check whether they are the rebellious men or the Christians at Crete. To do this, remember Commissioner Context. He would tell you to look at WHO Paul was talking to last and about WHOM. The "them" are the \_\_\_\_\_.

WHAT is Paul doing when he gives Titus this list of things to do in verses 1 and 2?

r \_ \_ \_ d \_ \_ g them to be subject to \_\_\_\_\_,  
 to \_\_\_\_\_, to be \_\_\_\_\_, to  
 be ready for \_\_\_\_\_  
 to \_\_\_\_\_ no one, to be \_\_\_\_\_  
 \_\_\_\_\_, showing every \_\_\_\_\_  
 for all men

Hey, this would be a good time for a little application, wouldn't it? Ask yourself how you measure up to Paul's list. If 1 is the lowest score and 10 is the highest, what would you give yourself on each one of the things on the list Paul gave to Titus? Go back to the words you just filled in and put down the number that you rate yourself above each thing the Cretan Christians are to be.

Now let's get back to our interrogation.

Titus 3:5 WHAT did God do for mankind?

---

Titus 3:5 HOW did He save us?

- a. Because of our deeds? \_\_\_ Yes \_\_\_ No
  
- b. According to His \_\_\_\_\_

Titus 3:7 HOW were we justified? (*Justified* means God's not going to hold our sins against us. He's going to give us Jesus' righteousness, pronounce us righteous, and put us in His family.)

---

Titus 3:8 WHAT are the things we are to do, to engage in, if we believe in God?

---

Titus 3:12 WHERE is Paul?

---

Titus 3:12 WHAT does Paul want Titus to do?

---

Titus 3:14 WHY are the people to engage in good deeds and meet needs?

---

Titus 3:15 WHOM are they to greet?

---

Wow! What a case! Your first one as an inductive detective!  
You've learned two very important tools: context, and the  
5 W's and an H to help you study the Bible.

Before we stamp our file case closed this week, find a  
grown-up or a friend and say your memory verse to that per-  
son.

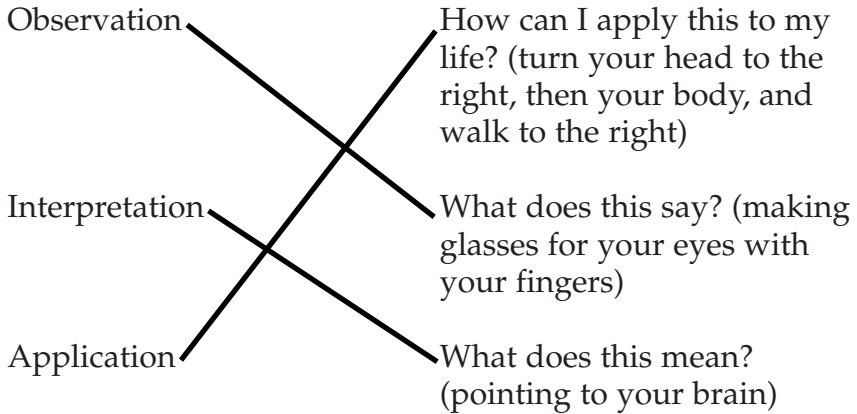
*All Scripture is inspired by God and profitable for teaching,  
for reproof, for correction, for training in righteousness; so  
that the man of God may be adequate, equipped for every  
good work.*

—2 Timothy 3:16-17



# Puzzle Answers

Week One, Day One, page 12



Week One, Day One, page 12-13

All Scripture is inspired

l l a c r i p r u e t S s i n s p i d e r i

by God and profitable for

y b o d G n d a r o t i f b a e l p o r f

teaching, for reproof,

a h e n i c g t o r f e p o r o f r

for correction, for

o r f o e c t r o n i c o r f

training in righteousness:

r a i n g n i t n i i g h t e o u s s e n s r

so that the man of God

o s h t a t h e t a n m f o o d G

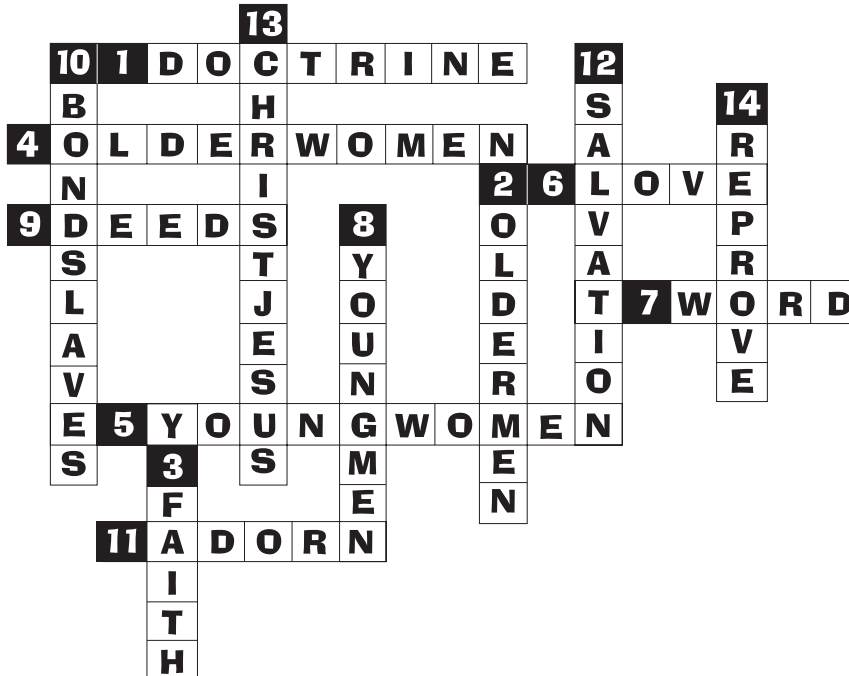
may be adequate  
a y m e b d e q a u t e a

equipped for every  
q u i p e p d e o r f v e r y e

good work  
o d o g o r k w

2 Timothy 3: 16-17

Week One, Day Four, page 25





# OBSERVATION WORKSHEETS

## Titus 1-3

---

### Chapter 1

1 Paul, a bond-servant of God and an apostle of Jesus Christ, for the faith of those chosen of God and the knowledge of the truth which is according to godliness,

2 in the hope of eternal life, which God, who cannot lie, promised long ages ago,

3 but at the proper time manifested, *even* His word, in the proclamation with which I was entrusted according to the commandment of God our Savior,

4 To Titus, my true child in a common faith: Grace and peace from God the Father and Christ Jesus our Savior.

5 For this reason I left you in Crete, that you would set in order what remains and appoint elders in every city as I directed you,

6 *namely*, if any man is above reproach, the husband of one wife, having children who believe, not accused of dissipation or rebellion.

7 For the overseer must be above reproach as God's steward, not self-willed, not quick-tempered, not addicted to wine, not pugnacious, not fond of sordid gain,

8 but hospitable, loving what is good, sensible, just, devout, self-controlled,

9 holding fast the faithful word which is in accordance with the teaching, so that he will be able both to exhort in sound doctrine and to refute those who contradict.

10 For there are many rebellious men, empty talkers and deceivers, especially those of the circumcision,

11 who must be silenced because they are upsetting whole families, teaching things they should not *teach* for the sake of sordid gain.

12 One of themselves, a prophet of their own, said, "Cretans are always liars, evil beasts, lazy gluttons."

13 This testimony is true. For this reason reprove them severely so that they may be sound in the faith,

14 not paying attention to Jewish myths and commandments of men who turn away from the truth.

15 To the pure, all things are pure; but to those who are defiled and unbelieving, nothing is pure, but both their mind and their conscience are defiled.

16 They profess to know God, but by *their* deeds they deny *Him*, being detestable and disobedient and worthless for any good deed.

## Chapter 2

1 But as for you, speak the things which are fitting for sound doctrine.

2 Older men are to be temperate, dignified, sensible, sound in faith, in love, in perseverance.

3 Older women likewise are to be reverent in their behavior, not malicious gossips nor enslaved to much wine, teaching what is good,

4 so that they may encourage the young women to love their husbands, to love their children,

5 *to be* sensible, pure, workers at home, kind, being subject to their own husbands, so that the word of God will not be dishonored.

6 Likewise urge the young men to be sensible;

7 in all things show yourself to be an example of good deeds, *with* purity in doctrine, dignified,

8 sound *in* speech which is beyond reproach, so that the opponent will be put to shame, having nothing bad to say about us.

9 *Urge* bondslaves to be subject to their own masters in everything, to be well-pleasing, not argumentative,

10 not pilfering, but showing all good faith so that they will adorn the doctrine of God our Savior in every respect.

11 For the grace of God has appeared, bringing salvation to all men,

12 instructing us to deny ungodliness and worldly desires and to live sensibly, righteously and godly in the present age,

13 looking for the blessed hope and the appearing of the glory of our great God and Savior, Christ Jesus,

14 who gave Himself for us to redeem us from every lawless deed, and to purify for Himself a people for His own possession, zealous for good deeds.

15 These things speak and exhort and reprove with all authority. Let no one disregard you.

### Chapter 3

1 Remind them to be subject to rulers, to authorities, to be obedient, to be ready for every good deed,

2 to malign no one, to be peaceable, gentle, showing every consideration for all men.

3 For we also once were foolish ourselves, disobedient, deceived, enslaved to various lusts and pleasures, spending our life in malice and envy, hateful, hating one another.

4 But when the kindness of God our Savior and *His* love for mankind appeared,

5 He saved us, not on the basis of deeds which we have done in righteousness, but according to His mercy, by the washing of regeneration and renewing by the Holy Spirit,

6 whom He poured out upon us richly through Jesus Christ our Savior,

7 so that being justified by His grace we would be made heirs according to *the* hope of eternal life.

- 8 This is a trustworthy statement; and concerning these things I want you to speak confidently, so that those who have believed God will be careful to engage in good deeds. These things are good and profitable for men.
- 9 But avoid foolish controversies and genealogies and strife and disputes about the Law, for they are unprofitable and worthless.
- 10 Reject a factious man after a first and second warning,  
11 knowing that such a man is perverted and is sinning, being self-condemned.
- 12 When I send Artemas or Tychicus to you, make every effort to come to me at Nicopolis, for I have decided to spend the winter there.
- 13 Diligently help Zenas the lawyer and Apollos on their way so that nothing is lacking for them.
- 14 Our people must also learn to engage in good deeds to meet pressing needs, so that they will not be unfruitful.
- 15 All who are with me greet you. Greet those who love us in *the* faith.  
Grace be with you all.

## Luke 15

---

### Chapter 15

- 1 Now all the tax collectors and the sinners were coming near Him to listen to Him.
- 2 Both the Pharisees and the scribes *began* to grumble, saying, "This man receives sinners and eats with them."
- 3 So He told them this parable, saying,  
4 "What man among you, if he has a hundred sheep and has lost one of them, does not leave the ninety-nine in the open pasture and go after the one which is lost until he finds it?  
5 "When he has found it, he lays it on his shoulders, rejoicing.

6 “And when he comes home, he calls together his friends and his neighbors, saying to them, ‘Rejoice with me, for I have found my sheep which was lost!’

7 “I tell you that in the same way, there will be *more* joy in heaven over one sinner who repents than over ninety-nine righteous persons who need no repentance.

8 “Or what woman, if she has ten silver coins and loses one coin, does not light a lamp and sweep the house and search carefully until she finds it?

9 “When she has found it, she calls together her friends and neighbors, saying, ‘Rejoice with me, for I have found the coin which I had lost!’

10 “In the same way, I tell you, there is joy in the presence of the angels of God over one sinner who repents.”

11 And He said, “A man had two sons.

12 “The younger of them said to his father, ‘Father, give me the share of the estate that falls to me.’ So he divided his wealth between them.

13 “And not many days later, the younger son gathered everything together and went on a journey into a distant country, and there he squandered his estate with loose living.

14 “Now when he had spent everything, a severe famine occurred in that country, and he began to be impoverished.

15 “So he went and hired himself out to one of the citizens of that country, and he sent him into his fields to feed swine.

16 “And he would have gladly filled his stomach with the pods that the swine were eating, and no one was giving *anything* to him.

17 “But when he came to his senses, he said, ‘How many of my father’s hired men have more than enough bread, but I am dying here with hunger!

18 ‘I will get up and go to my father, and will say to him, “Father, I have sinned against heaven, and in your sight;

19 I am no longer worthy to be called your son; make me as one of your hired men.”

20 “So he got up and came to his father. But while he was still a long way off, his father saw him and felt compassion *for him*, and ran and embraced him and kissed him.

21 “And the son said to him, ‘Father, I have sinned against heaven and in your sight; I am no longer worthy to be called your son.’

22 “But the father said to his slaves, ‘Quickly bring out the best robe and put it on him, and put a ring on his hand and sandals on his feet;

23 and bring the fattened calf, kill it, and let us eat and celebrate;

24 for this son of mine was dead and has come to life again; he was lost and has been found.’ And they began to celebrate.

25 “Now his older son was in the field, and when he came and approached the house, he heard music and dancing.

26 “And he summoned one of the servants and *began* inquiring what these things could be.

27 “And he said to him, ‘Your brother has come, and your father has killed the fattened calf because he has received him back safe and sound.’

28 “But he became angry and was not willing to go in; and his father came out and *began* pleading with him.

29 “But he answered and said to his father, ‘Look! For so many years I have been serving you and I have never neglected a command of yours; and *yet* you have never given me a young goat, so that I might celebrate with my friends;


30 but when this son of yours came, who has devoured your wealth with prostitutes, you killed the fattened calf for him.’

31 “And he said to him, ‘Son, you have always been with me, and all that is mine is yours.

32 ‘But we had to celebrate and rejoice, for this brother of yours was dead and *has begun* to live, and *was* lost and has been found.’”

# MORE DISCOVER 4 YOURSELF!™


## INDUCTIVE BIBLE STUDIES FOR KIDS



**Kay Arthur and Cyndy Shearer**

Kids “make” a movie to discover who Jesus is and His impact on their lives. Activities and 15-minute lessons make this study of John 1–10 great for all ages!

ISBN 0-7369-0119-1



**Kay Arthur, Janna Arndt, Lisa Guest, and Cyndy Shearer**

This book picks up where *Jesus in the Spotlight* leaves off: John 11–16. Kids join a movie team to bring the life of Jesus to the big screen in order to learn key truths about prayer, heaven, and Jesus.


ISBN 0-7369-0144-2



**Kay Arthur and Janna Arndt**

As “advice columnists,” kids delve into the book of James to discover—and learn how to apply—the best answers for a variety of problems.


ISBN 0-7369-0148-5



**Kay Arthur and Janna Arndt**

This easy-to-use Bible study combines serious commitment to God’s Word with illustrations and activities that reinforce biblical truth.


ISBN 0-7369-0362-3



**Kay Arthur and Janna Arndt**

Focusing on John 17–21, children become “directors” who must discover the details of Jesus’ life to make a great movie. They also learn how to get the most out of reading their Bibles.


ISBN 0-7369-0546-4



**Kay Arthur and Scoti Domeij**

As “reporters,” kids investigate Jonah’s story and conduct interviews. Using puzzles and activities, these lessons highlight God’s loving care and the importance of obedience.


ISBN 0-7369-0203-1



**Kay Arthur and Janna Arndt**

Kids become archaeologists to uncover how God deals with sin, where different languages and nations came from, and what God’s plan is for saving people (Genesis 3–11).


ISBN 0-7369-0374-7



**Kay Arthur and Janna Arndt**

God’s Amazing Creation covers Genesis 1–2—those awesome days when God created the stars, the world, the sea, the animals, and the very first people. Young explorers will go on an archaeological dig to discover truths for themselves!

ISBN 0-7369-0143-4



**Kay Arthur and Janna Arndt**

The Lord’s Prayer is the foundation of this special basic training, and it’s not long before the trainees discover the awesome truth that

God wants to talk to them as much as they want to talk to Him!

ISBN 0-7369-0666-5



**Kay Arthur and Janna Arndt**

Readers head out on the rugged Oregon Trail to discover the lessons Abraham learned when he left his home and moved to an unknown land. Kids will face the excitement, fears, and blessings of faith.

ISBN 0-7369-0936-2



**Kay Arthur and Janna Arndt**

This exciting new book leads the reader on a journey to God’s

heart using the inductive study method and the wonder of an adventurous spy tale.

ISBN 0-7369-1161-8